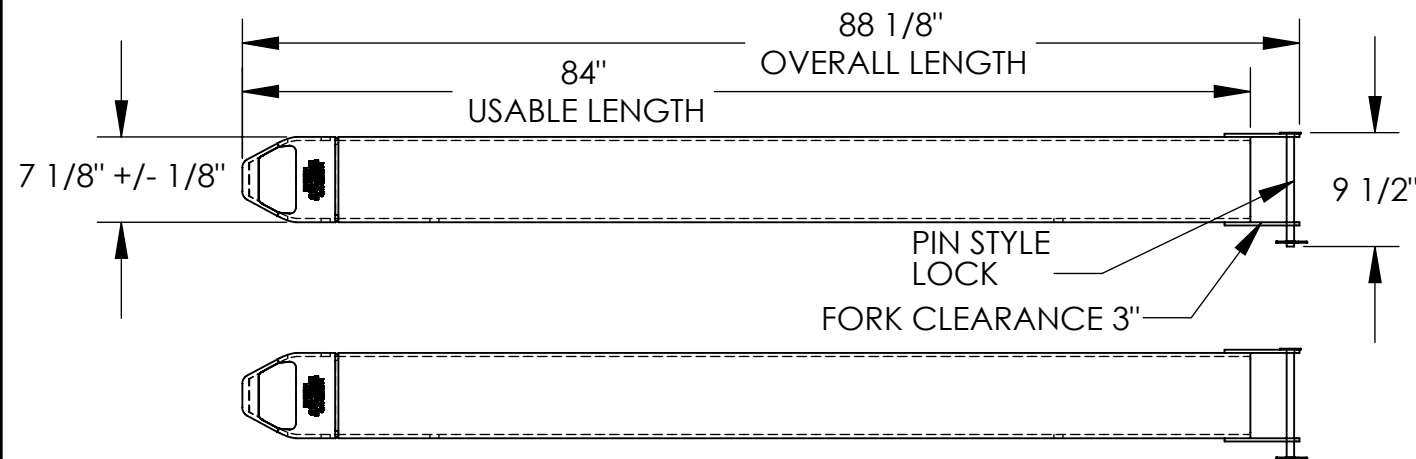


FORK EXTENSIONS, PIN STYLE - FE-6-84-P

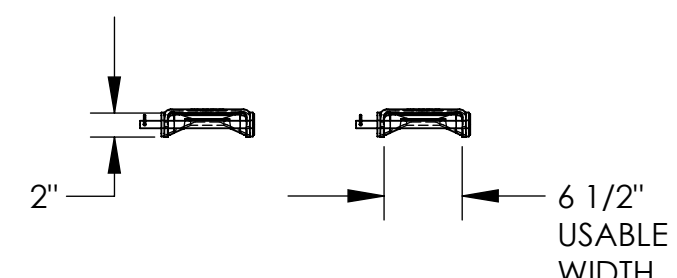
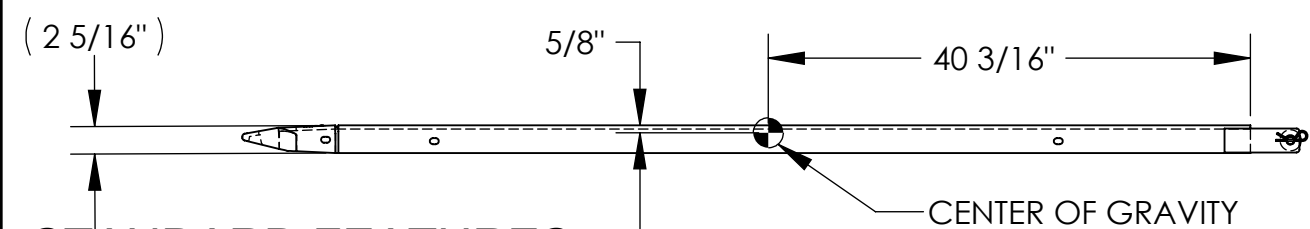
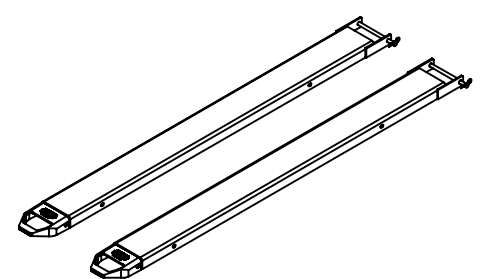
APPROX WEIGHT: 160.57 lbs.
DOES NOT INCLUDE WEIGHT OF POWER OR PACKAGING!!!

*** ANY ADDITIONS, DELETIONS, OR OMISSIONS MUST BE CORRECTED ON THIS DRAWING AS THIS DRAWING WILL BE CONSIDERED ALL INCLUSIVE ***

ALL GRAPHICS PROVIDED ARE FOR REFERENCE ONLY. IF CERTAIN DIMENSIONS ARE CRITICAL PLEASE VERIFY THOSE DIMENSIONS WITH YOUR SALESPERSON



FORK EXTENSION MATERIAL THICKNESS IS 5/16"



STANDARD FEATURES

- MODEL NUMBER: FE-6-84-P
- FORK EXTENSION WIDTH: 7 1/8"
- OVERALL WIDTH W/ RETAINING PIN: 9 1/2"
- USABLE WIDTH: 6 1/2"
- OVERALL LENGTH: 88 1/8"
- USABLE LENGTH: 84"
- DESIGNED TO FIT 6" WIDE x 2 1/2" THICKNESS FORK
- SOLID STEEL CONSTRUCTION
- TOUGH BAKED IN POWDER COATED YELLOW FINISH

SPECIAL FEATURES

NONE

APPROX. WEIGHT / LOST LOAD = 160.57 LBS. PER PAIR
 MINIMUM EFFECTIVE THICKNESS = LESS THAN 1"
 CAPACITY = 4,000 # PER PAIR, EVENLY DISTRIBUTED
 FORK EXTENSIONS DO NOT INCREASE THE LOAD CENTER OF EXISTING FORK TRUCK.
 NEVER EXCEED LOAD CENTER RATING PER FORK TRUCK MANUFACTURER'S GUIDELINES.
 DO NOT USE THESE FORK EXTENSIONS IF LOAD WILL EXCEED FORK TRUCK MANUFACTURER'S LOAD CENTER RATING.
 FORK EXTENSIONS MUST NOT EXCEED 150% ORIGINAL FORK LENGTH

DIMENSION TOLERANCE ± 1/4"

APPROVAL

I, THE UNDERSIGNED, AGREE THAT THE PRODUCT AS REPRESENTED SATISFIES DESIGN AND DIMENSION REQUIREMENTS. I ALSO ACKNOWLEDGE MY DUTY TO CONFIRM PRODUCT AND INSTALLATION COMPLIANCE WITH ALL APPLICABLE FEDERAL, STATE AND LOCAL REGULATIONS AND STANDARDS.
UNITS REQUIRING APPROVAL DRAWINGS OR MODIFIED ARE NON-RETURNABLE
 As drawn As marked

Signed: _____ Date: _____
 Printed Name: _____

LEAD TIME WILL START UPON RECEIPT OF SIGNED APPROVAL DRAWING

DISTRIBUTOR'S NAME:		P.O.#
VESTIL MANUFACTURING		X
DRAWN BY: DEC	DATE: 5/27/16	W.O.#
REFERENCE: X	SCALE: 1:16	X
QUOTED LEAD TIME: X	QUOTE #	SALES: X
	X	FILE NAME:
		08-007-360